

TZE SHIN International Co. Ltd.

Stock code : 2611

2021 Investor Conference

追求卓越 永續經營
誠信第一 服務至上



November 25th , 2021

Disclaimer

This presentation is prepared according to the reviewed financial statements by CPA and the financial numbers hereby are based on IFRS, please refer to the published financial statements for full content. The presentation may contain forward-looking information and may differ materially from the actual results. TSI does not warranty as to the accuracy or completeness of such information and nor assume any undertaking further information becomes available or in light of changing circumstances. You shall not place undue reliance on any forward-looking information.

Agenda

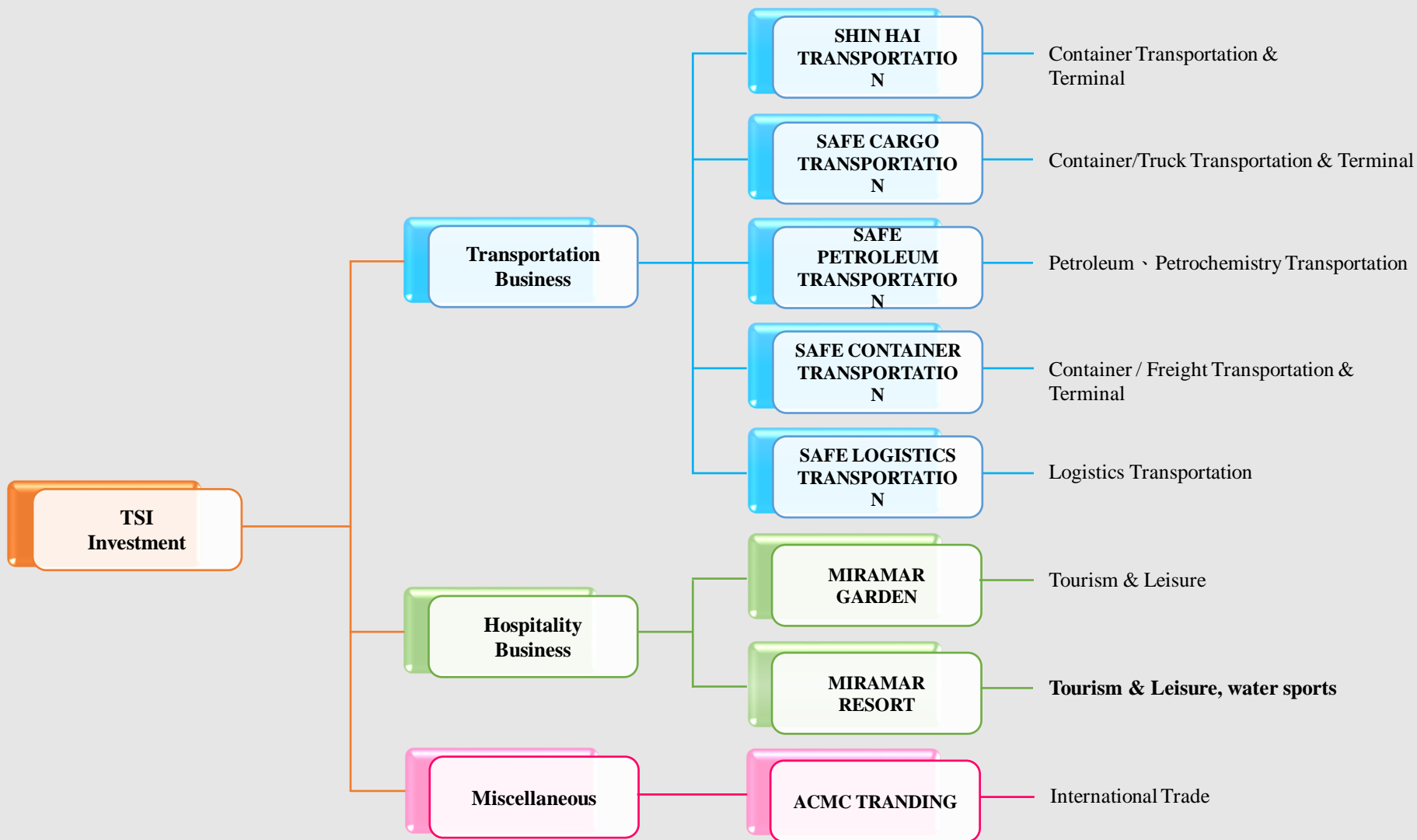
- 01 | Company Profile
- 02 | Operation Overview
- 03 | Financial Performance
- 04 | Future Outlook



01 Company Profile

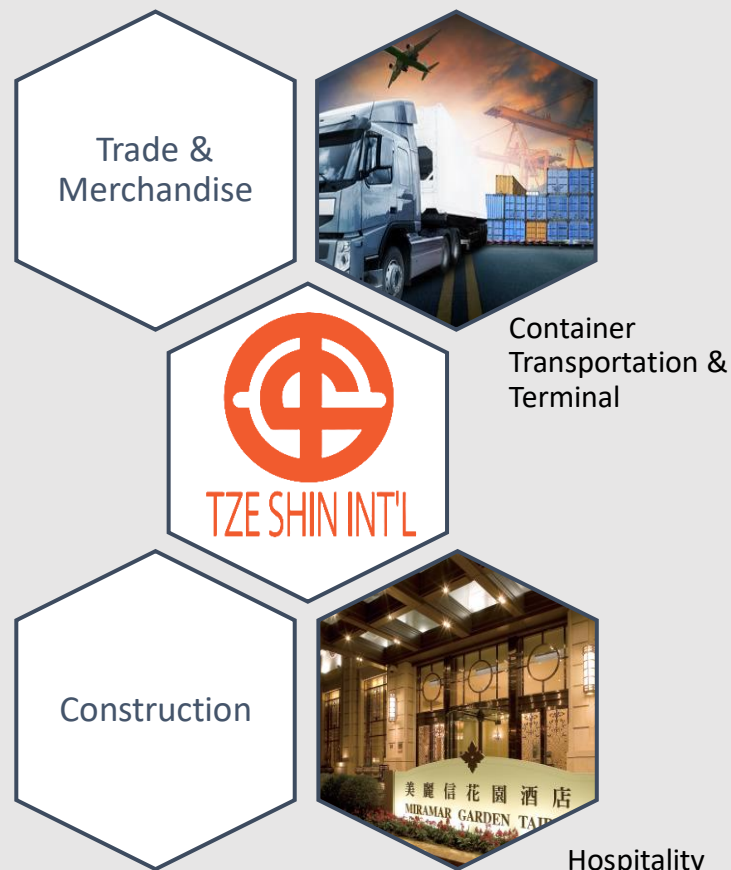
- Company Name : TZE SHIN International Co. Ltd.
- Established on : November 15th, 1973
- Date of Listing : October 28th, 1993
- Paid-in Capital : NTD\$ 1,718,202,470
- Business Segment : Truck & Container Transportation 、
Construction 、 Tourism & Leisure 、
Trading & Merchandise

Business Scope



Business Segments

Tze Shin established in 1973, initial main business by container and truck transportation; Along with the business development, in 1993 the stock went public, until today Tze Shin Group has been operating the business in accordance with its segment in truck & container transportation、construction、tourism and Leisure、trading and merchandise.



● 運輸業務

貨櫃運輸及貨運運輸
(包含化學品、
油品及物流等)

● 觀光休閒 & 旅館

台北美麗信花園酒店，
結合歐式古典與現代摩登，
以歐風優雅氣質著稱。



● 商品買賣

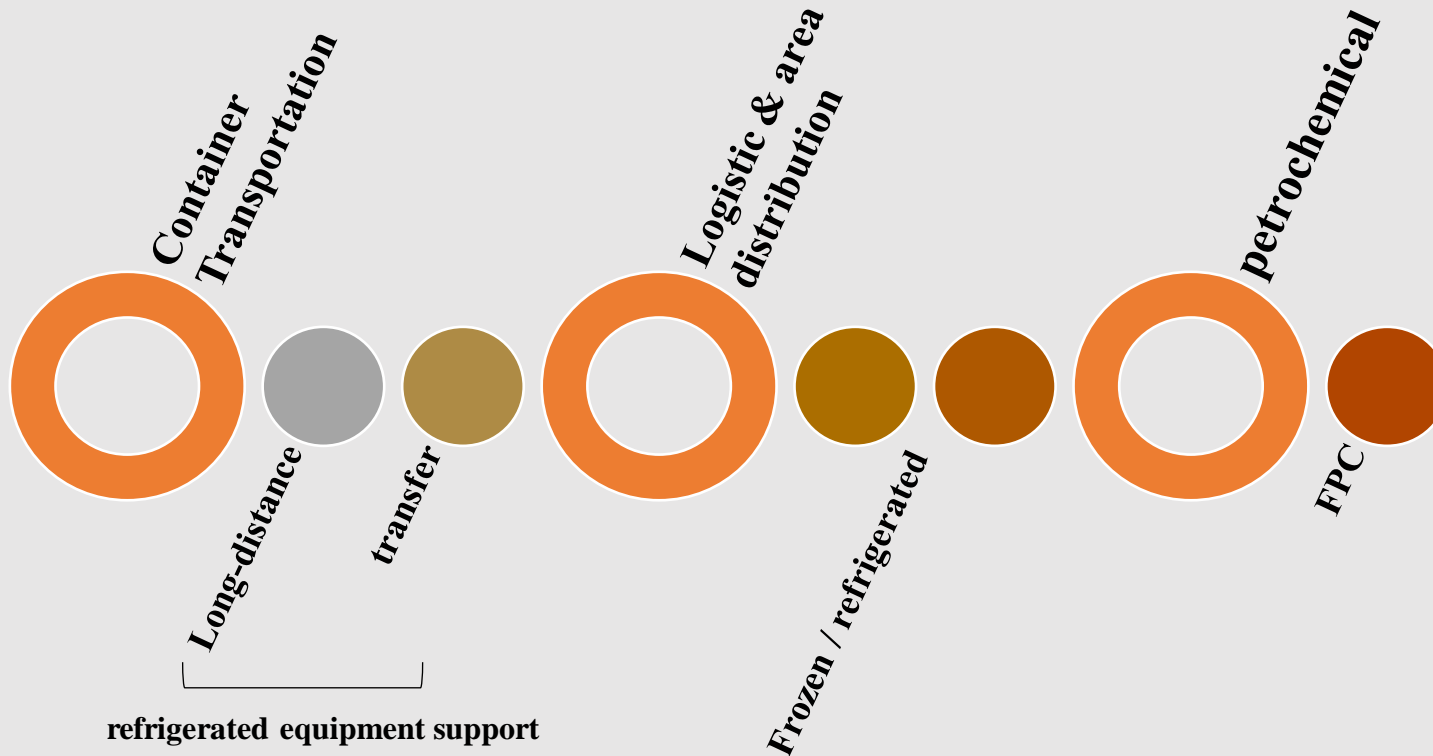
歐洲進口精品家電廚具
設備銷售業務

● 營建業務

以住宅及廠辦大樓為主，
主力於開發、規劃及興建等業務。




Inland Fleets and Services



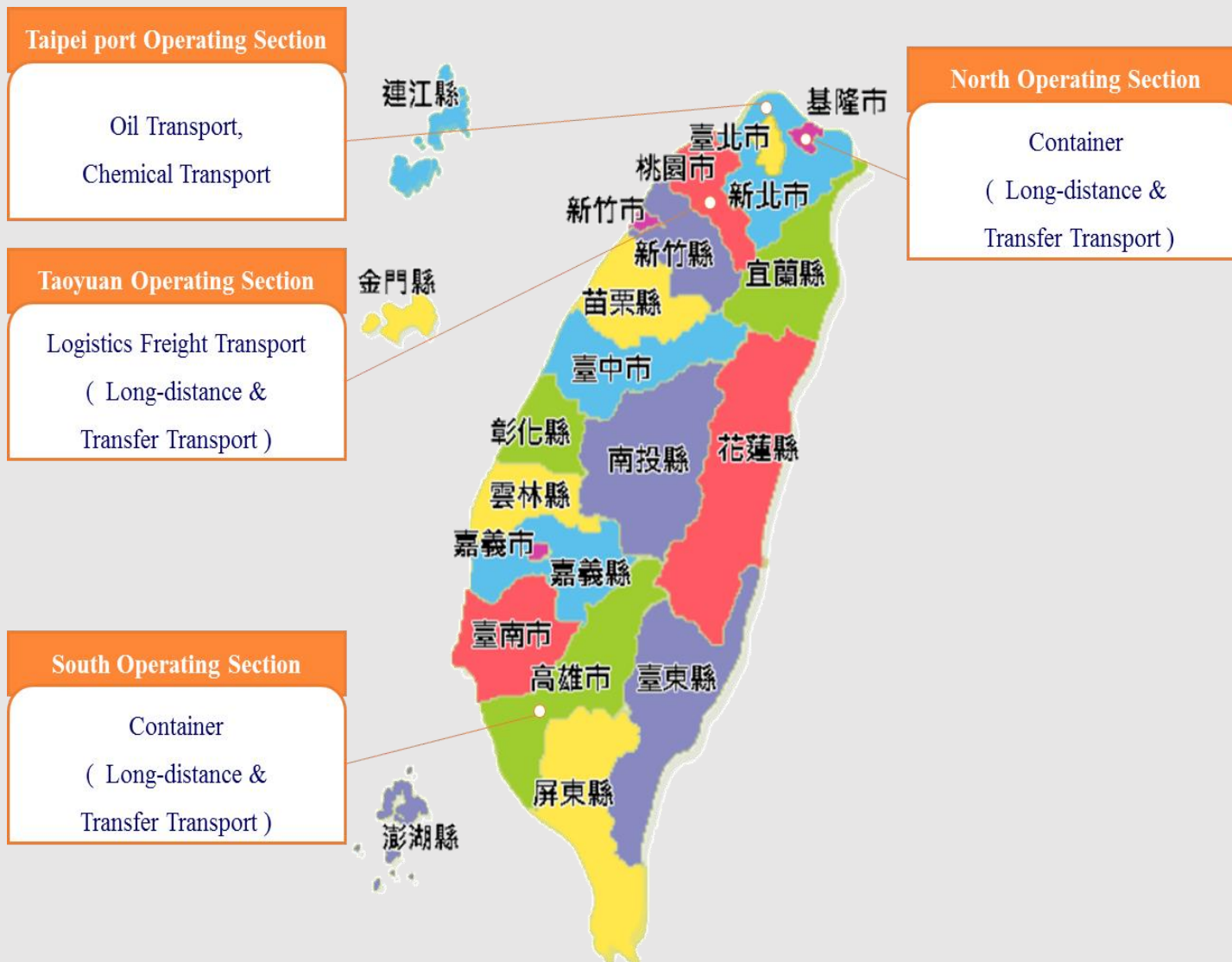
- Shin Hai Transportation: Container Transportation
- Safe Cargo Transportation: Container & Truck Transport
- Safe Petroleum Transportation: Oil Transport, Chemical Transport

02 Operation Overview –Transportation Business

- Tze Shin transportation service includes domestic container 、 truck 、 bulk logistic and petrochemistry & dangerous goods.
- Tze Shin transportation fleets have FDA Food Business registration which are in line with FDA regulation.
- Tze Shin upholds the core value of safety and customers first to provide a fast, safe, and trustworthy service.



02 Operation Overview –Transportation Business



02 Operation Overview -Construction Business



Factory




Condo/ apartment



Shopping center



The Construction department is committed to the development, planning for construction of factories, shopping malls and residential buildings; Mainly operating area are around of Taipei, Hsinchu and Taichung. In recent years, we have developed high-quality leisure and vacation residence communities to cater to the future market.



02 Operation Overview -Hospitality Business

Miramar Hotel Group built up as classic European style combined with modern sophistication, by providing professional service, global view and treating customer as family.

In addition to joint folklore festival and participate government promotional campaign to win international and domestic business recognition.



02 Operation Overview -Hospitality Business

美麗信花園酒店 檢疫房入住流程



Miramar Garden Hotel was approved by the Taipei City Government as a Quarantine Hotel on the 2nd November 2020.

(Quarantine Hotel code : 02083)

We provide a safe and enjoyable quarantine experience for all our guests, please rest assured at Miramar Garden Hotel Taipei.



03 Financial performance — Balance Sheet(consolidated)

In Thousands of NTD

Item	30-Sep-21	31-Dec-20	Increased (reduced) amount	Change%
Currenet Assets	2,631,565	2,195,188	436,377	19.88%
Non-currenet Assets	1,662,294	2,332,771	(670,477)	(28.74%)
Total Assets	4,293,859	4,527,959	(234,100)	(5.17%)
Current Liabilities	518,071	1,101,284	(583,213)	(52.96%)
Non-current Liabilities	555,687	702,706	(147,019)	(20.92%)
Total Liabilities	1,073,758	1,803,990	(730,232)	(40.48%)
Capital Stock	1,718,202	1,729,942	(11,740)	(0.68%)
Additional paid-in Capital	20,812	17,786	3,026	17.01%
Retained Earnings	939,612	595,915	343,697	57.68%
Other Equity	320,391	175,340	145,051	82.73%
Treasury stock	0	(8,664)	8,664	(100.00%)
Noncontrolling Interests	221,084	213,650	7,434	3.48%
Total Equity	3,220,101	2,723,969	496,132	18.21%
Total Liabilities&Equity	4,293,859	4,527,959	(234,100)	(5.17%)

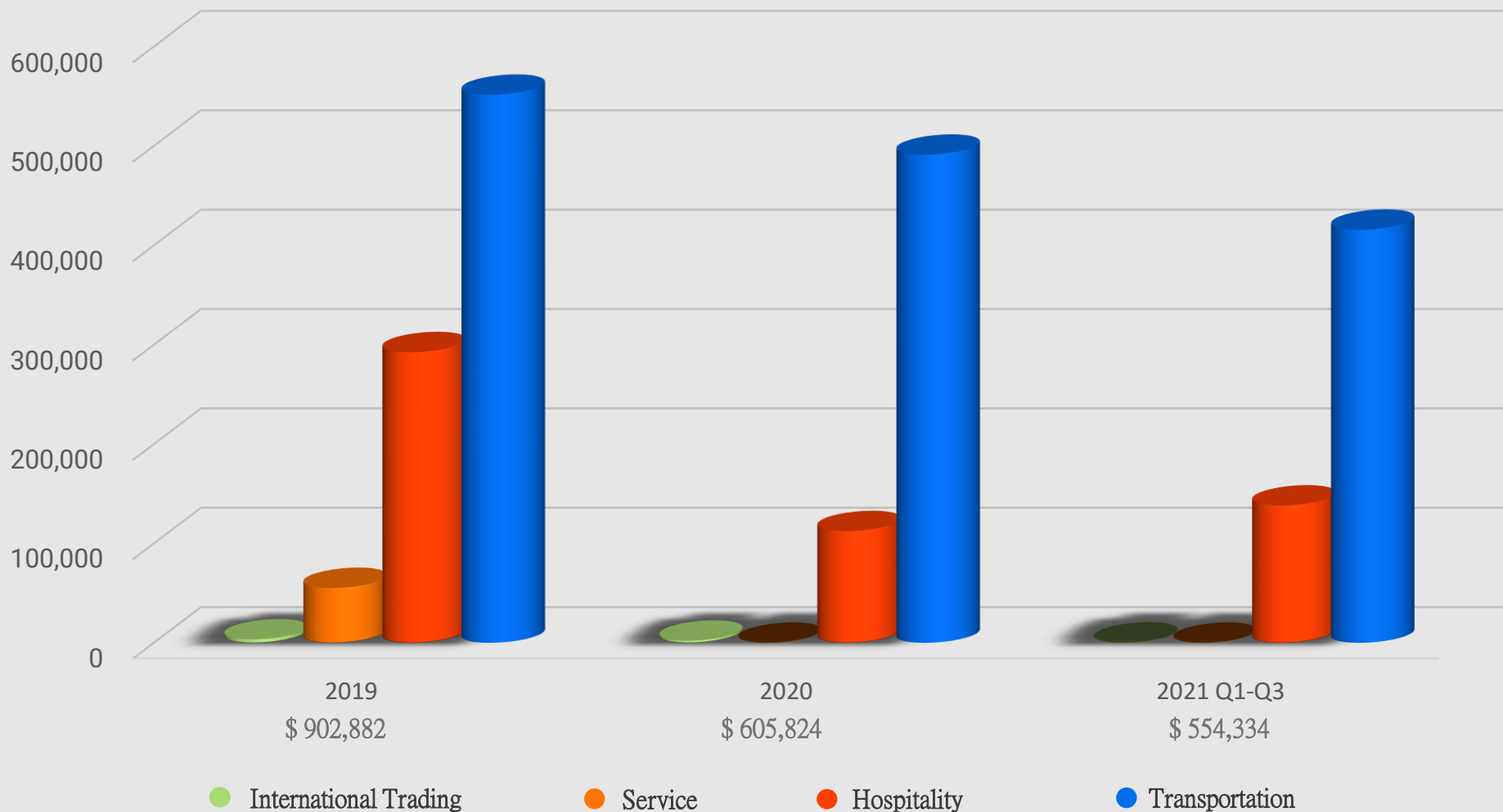
03 Income Statements(consolidated)

In Thousands of NTD

Item	2021 Q1-Q3	2020 Q1-Q3	Increased (reduced) amount	Change%
Operating Revenue	554,334	446,036	108,298	24.28%
Operating Costs	453,503	409,283	44,220	10.80%
Gross Profit	100,831	36,753	64,078	174.35%
Operating Expenses	136,774	126,051	10,723	8.51%
Operating Income(Loss)	(35,943)	(89,298)	53,355	(59.75%)
Non-operating Income and Expenses	318,333	(240,817)	559,150	(232.19%)
Income before Tax(Loss)	282,390	(330,115)	612,505	(185.54%)
income tax expense(benefit)	5,142	(3,169)	8,311	(262.26%)
Net Income(Loss)	277,248	(326,946)	604,194	(184.80%)
Consolidated Net Income Attributed to Stockholders of the Company	264,972	(232,540)	497,512	(213.95%)
EPS	1.54	(1.34)	2.88	(214.93%)

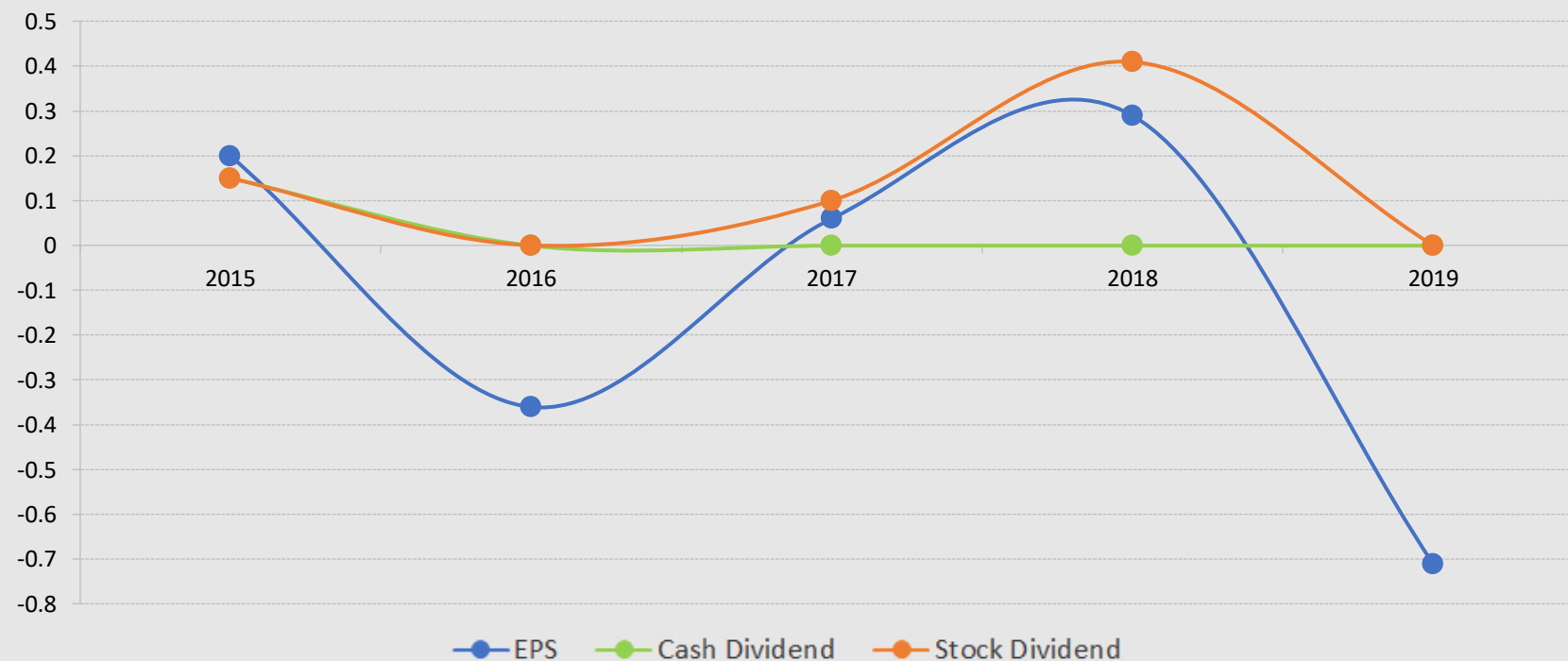
03 Main operating income

In Thousands of NTD




03 EPS & Dividend

Items	2015	2016	2017	2018	2019
EPS	0.20	(0.36)	0.06	0.29	(0.71)
Cash Dividend	0.15	-	0.10	0.41	-
Stock Dividend	0.15	-	-	-	-



04 Future Outlook

- 
- Impact of COVID-19 pandemic, The global economy shrinks . In our transportation business is to strengthen the container and to integrate resources to improve operating efficiency and to save cost in order to meet customer satisfaction. In addition to maintain business relation with clients by strategic alliance to extend business scope and competitive advantages.
 - For the construction developing business plan is committed to develop and focus on factories, shopping malls, and residential buildings to achieving long-term sustainability.
 - Diversifying into hospitality industry, by the Miramar Hotel Group brand value and management skills to provide better services and know-how for further business success.
 - By combining the cross-industry experience and resources of related companies , committed to expanding investment scope , and evaluate domestic and overseas investment projects , especially focus in green industry and ESG related , in order to achieve a diversified business model to create group synergy .

Thank You

查詢網址:<http://mops.twse.com.tw>

公司網址:<http://www.tsgroup.com.tw>

志信國際股份有限公司 | TZE SHIN International Co. Ltd.